



28º Enduro da Madrugada
Prova Luiz Felipe Campelo


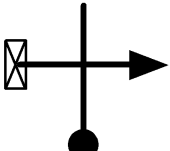
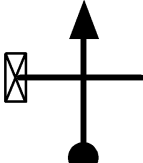









Apoio

Página: 1 de 6


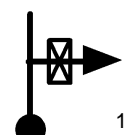
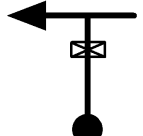



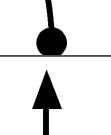
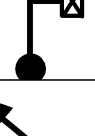
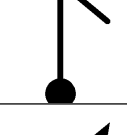
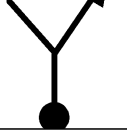
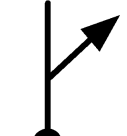

DISTÂNCIA	TULIPA	MÉDIA	TEMPO	OBSERVAÇÕES
				 <p>CUIDADO ATENÇÃO PERIGO</p>
				<p>INÍCIO DE PROVA</p>
0,0		D 0h	0.00.00	ZERE ENTRE FÓRUM E PREFEITURA EM DIREÇÃO A CURITIBA AV PRINCIPAL
				<p>TEMPO ATÉ NEUTRO: 30 MIN</p>
0,4				PLACA DE DISTÂNCIAS
1,4				APÓS A PLACA PIRAQUARA VIRE A ESQUERDA
2,4				LOMBADA
4,7				BARRAGEM SANEPAR
6,2				
6,4		D 0h	0.00.00	ROSA PARQUE
0,0				<p>ZERE SEU HODÔMETRO</p>

Apoio

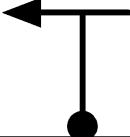
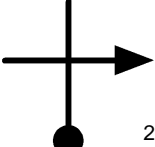



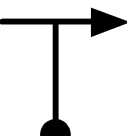


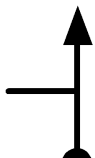
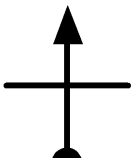
DISTÂNCIA	TULIPA	MÉDIA	TEMPO	OBSERVAÇÕES
0,5	 8			ENTRE OS LAGOS
0,9	 9			
3,3	 10			Nº 300
3,5	 11			
3,6	 12	D 0h	0.00.00	ASFALTO
0,0				ZERE SEU HODÔMETRO
0,4	 13			ESTRADA DE CHÃO
1,7	 14			CONDOMÍNIO MORADA DO SOL
3,2	 15	D 0h	0.00.00	
0,0				ZERE SEU HODÔMETRO
0,8	 16			
1,0	 17			MUITO CUIDADO MOTOS E CARROS


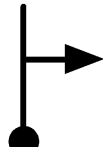
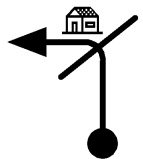
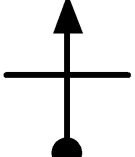
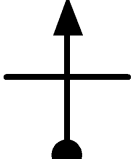
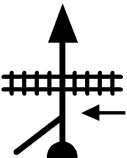


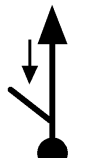
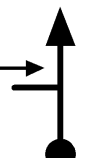
Apoio

Página: 3 de 6

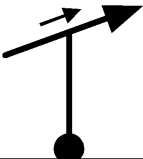
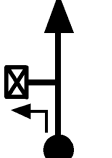
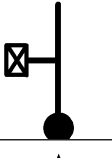



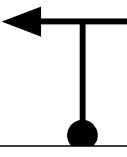
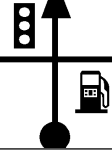
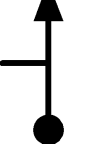
DISTÂNCIA	TULIPA	MÉDIA	TEMPO	OBSERVAÇÕES
2,0	 18			
2,2	 19	D 0h	0.00.00	NEUTRO PRINCIPAL
0,0	 20			ZERE SEU HODÔMETRO
0,0	 21			VOLTANDO CAMINHO CONTRÁRIO MUITO CUIDADO CARROS E MOTOS
0,1	 22			TEMPO ATÉ NEUTRO: 40 MIN
1,4	 23			
2,2	 24			PLACA CAMINHO TRENTINO
3,7	 25			CONDOMÍNIO MORADA DO SOL
5,0	 26	D 0h	0.00.00	ASFALTO
0,0	 27			ZERE SEU HODÔMETRO
0,4	 28			ESTRADA DE CHÃO
0,6	 29			

Apoio

DISTÂNCIA	TULIPA	MÉDIA	TEMPO	OBSERVAÇÕES
3,1	 28			HARAS DFS
4,1	 29	D 0h	0.00.00	ASFALTO
0,0				ZERE SEU HODÔMETRO
1,5	 30			BARRAGEM SANEPAR
2,8	 31			
4,0	 32			
4,8	 33			PARA PIRAQUARA
6,0	 34			
6,4	 35	D 0h	0.00.00	NÃO É AQUI O NEUTRO !
0,0				ZERE SEU HODÔMETRO
0,0	 36			
0,2	 37			CUIDADO MOTOS

DISTÂNCIA	TULIPA	MÉDIA	TEMPO	OBSERVAÇÕES
0,8	 38			
1,4	 39			ANTES DO TERMINAL
2,3	 40			MERCEARIA SÃO CARLOS NA RUA DE TERRA
2,6	 41			
2,8	 42			CUIDADO PREFERENCIAL
3,1	 43			CUIDADO MOTOS
3,4	 44			
3,6	 45			CUIDADO MOTOS
3,8	 46			CUIDADO MOTOS
4,1	 47			CUIDADO MOTOS

Apoio

DISTÂNCIA	TULIPA	MÉDIA	TEMPO	OBSERVAÇÕES
4,7	 48			
5,3	 49			MOTOS ENTRANDO
5,7	 50	D 0h	0.00.00	NEUTRO ABASTECIMENTO
0,0				ZERE SEU HODÔMETRO
0,0	 51			FAÇA A VOLTA E RETORNE ZERE NO PORTÃO CUIDADO COM AS MOTOS
0,4	 52			MUITO CUIDADO - DEVAGAR MOTOS CIRCULANDO PELA ESTRADA
0,9	 53			MUITO CUIDADO - DEVAGAR MOTOS CIRCULANDO PELA ESTRADA
3,2	 54			ASFALTO
3,9	 55			
5,2	 56			FIM