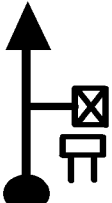


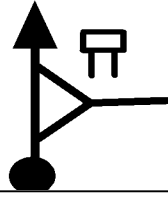
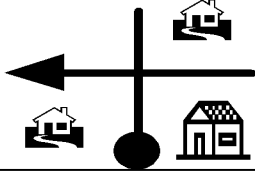

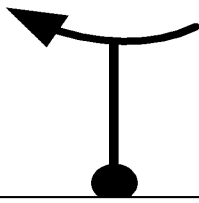
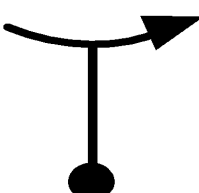
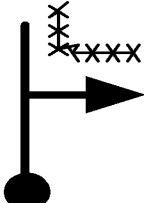
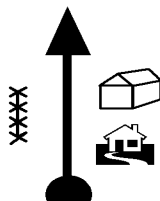


Deslocamento (1)	10,30 km	01:00:00
TOTAL	10,30 km	01:00:00
DISTÂNCIA	TULIPA	OBSERVAÇÕES
Deslocamento (1) 10,30 km		
0,000		Zere na placa da Orma Motos
D		
0,50		Rotatorio Colegio Internacional
D		
1,800		Zere no poste Siga o Asfalto e Cuidado com as Curvas Vá devagar
0,00		
D		
1,90		Saia do asfalto em direção ao bar da Canelinha
D		
4,60		Bar da Canelinha Cuidado no Cruzamento
D		
4,90		Bistro da Nona
D		
5,60		
D		
7,00		
D		

Deslocamento (1)		10,30 km	01:00:00
TOTAL		10,30 km	01:00:00
DISTÂNCIA	TULIPA		OBSERVAÇÕES
8,20			
D			
8,50			<p>Voce chegou!!!!</p> <p>Procure o estacionamento S25 21.658 / w049 24.038</p>
D			